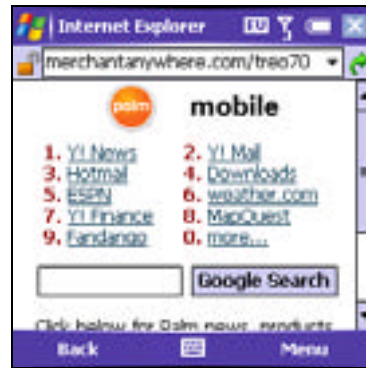


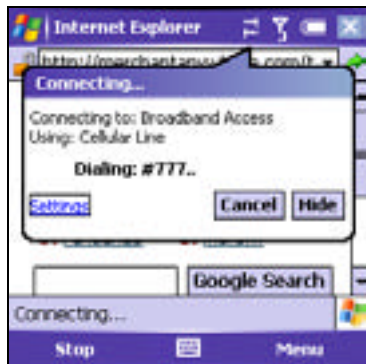
Downloading Pocket Verifier for Treo 700 without a PC



From the Today Screen
Tap Start then *Internet Explorer*



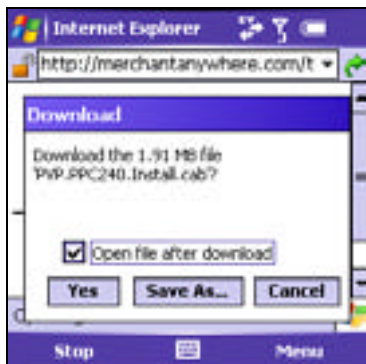
Enter the following WEB address:
merchantanywhere.com/treo700
Tap the Green Arrow



The phone will connect and you will
see the Treo 700 Download page



Tap on the link:
[Pocket Verifier Professional](#)



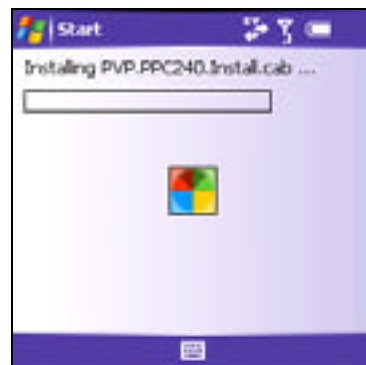
Check on *Open file after download*,
then tap Yes



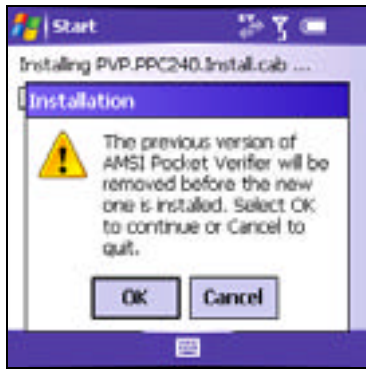
When the *Download To...*
window appears tap Save



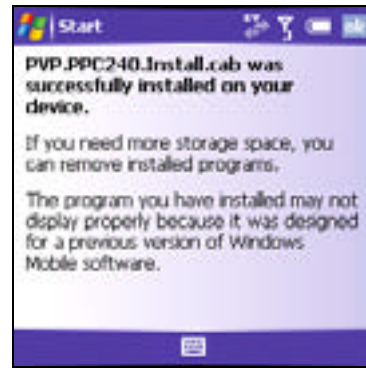
The download progress bar will appear



The installation will then
begin automatically



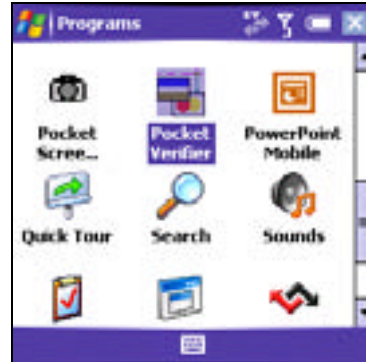
If a previous version was already installed, this message will appear. Tap *OK* to continue.



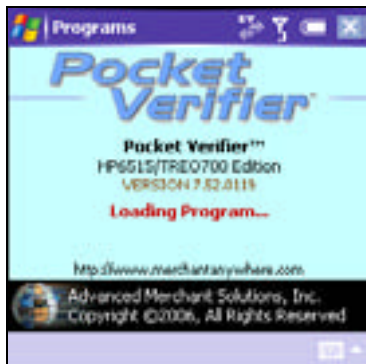
If you get a security warning, tap *OK*. The above message appears once the installation is complete.



To start Pocket Verifier, tap *Programs* from the *Start* menu



Locate the *Pocket Verifier* icon double-tap to start the program



Pocket Verifier will now start and you are ready to use the software



For more information on how to use Pocket Verifier get the User Guide & Tutorial as well as the Treo 700 Addendum at:

<http://www.merchantanywhere.com/upgrades/>