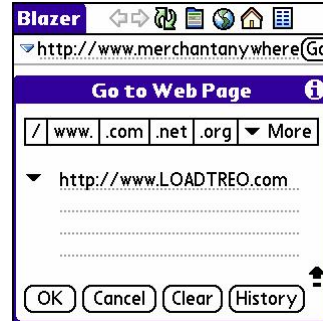


Downloading Pocket Verifier software without a PC



Press the "Home" button, then scroll down and tap on WEB



Tap on the tiny globe at the top of the screen, and it will open a "Go to Web Page" window. Enter www.loadtreo.com then press "OK"



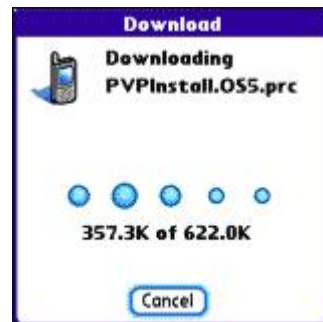
You will then see a Treo Downloads page



Double Tap on Pocket Verifier Professional



Press "YES" when you see the screen



Your Treo will download the software




When you see this screen, Press "SAVE"



Then Press YES here



Press the HOME button, then scroll down, and tap on PVPInstall



Your software will be installed



Now locate and tap on the icon marked PREFS



Tap on "POWER"



Change from the annoying 30 seconds to "3 MINUTES" then tap "DONE"



Then tap BUTTONS



This will probably say "RealPlayer", Tap on it.



and change it to say VerfierPro.

Now you can start Verifier PRO by simply pressing the button on the left hand side of the phone. See the user manual for activation instructions.